



**GCE**

**Biology**

Unit **F212**: Molecules, Biodiversity, Food and Health

Advanced Subsidiary GCE

**Mark Scheme for June 2016**

OCR (Oxford Cambridge and RSA) is a leading UK awarding body, providing a wide range of qualifications to meet the needs of candidates of all ages and abilities. OCR qualifications include AS/A Levels, Diplomas, GCSEs, Cambridge Nationals, Cambridge Technicals, Functional Skills, Key Skills, Entry Level qualifications, NVQs and vocational qualifications in areas such as IT, business, languages, teaching/training, administration and secretarial skills.

It is also responsible for developing new specifications to meet national requirements and the needs of students and teachers. OCR is a not-for-profit organisation; any surplus made is invested back into the establishment to help towards the development of qualifications and support, which keep pace with the changing needs of today's society.

This mark scheme is published as an aid to teachers and students, to indicate the requirements of the examination. It shows the basis on which marks were awarded by examiners. It does not indicate the details of the discussions which took place at an examiners' meeting before marking commenced.

All examiners are instructed that alternative correct answers and unexpected approaches in candidates' scripts must be given marks that fairly reflect the relevant knowledge and skills demonstrated.

Mark schemes should be read in conjunction with the published question papers and the report on the examination.

OCR will not enter into any discussion or correspondence in connection with this mark scheme.












© OCR 2016

F212

## Mark Scheme

June 2016

These are the annotations, (including abbreviations), including those used in scoris, which are used when marking

Annotation	Meaning of annotation
	Correct answer
	Incorrect response
	Benefit of Doubt
	Not Benefit of Doubt
	Error Carried Forward
	Given mark
	Underline (for ambiguous/contradictory wording)
	Omission mark
	Ignore
	Marking point criteria partially met
	Point contributing to QWC* awarded

Here are the subject specific instructions for this question paper

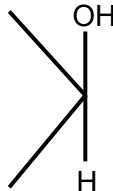
- **CON** is used when a correct response that would otherwise have been awarded a mark is associated with a piece of clearly incorrect science within the same statement. If this occurs, do not award the mark at this point. However, if, later on in the candidate's answer, the correct response is seen, and is not contradicted in the same statement, the mark can be awarded. This is particularly useful in questions testing biochemistry. Sometimes, incorrect science does not warrant negation of a particular marking point and, where this is likely to occur, there is often advice in the Additional Guidance column.
- For questions in which the command word is 'suggest' ignore incorrect responses and credit a correct response wherever it occurs
- Accept phonetic spellings unless otherwise indicated
- All marks are stand-alone unless otherwise stated in Additional Guidance
- For 'idea of' marking points a wide range of wording is acceptable. The mark is to be awarded for the idea.

F212

Mark Scheme

June 2016

Here is the mark scheme for this question paper.

Question			Expected Answers	Mark	Additional Guidance
1	(a)	(i)	X: C / carbon ; Y: O / oxygen ; Z: OH / hydroxyl (group) ;	3	<b>Mark the first answer.</b> If the answer is correct and an additional element or group is given = <b>0 marks</b> . For example X = C or CH <sub>2</sub> = 0 marks <b>Y DO NOT CREDIT</b> O <sub>2</sub> <b>Z IGNORE</b> hydroxy / hydroxide <b>Z IGNORE</b> OH <sup>-</sup>
1	(a)	(ii)	OH and H groups reversed / AW (on single C atom) ; on , C <sub>1</sub> / right hand C atom / AW ;	2	<i>Max 1 if any other change is described / shown.</i> <b>CREDIT</b> a correct diagram <b>ACCEPT</b> right hand part of molecule only <b>IGNORE</b> parts of molecule labelled X, Y and Z <b>IGNORE</b> C number if it contradicts an otherwise correct answer   = 2 marks
1	(a)	(iii)	(α / alpha / a / A) 1-4 glycosidic ;  maltose ;	2	<b>ACCEPT</b> glycosidic 1,4 <b>IGNORE</b> covalent

F212

Mark Scheme

June 2016

Question		Expected Answers	Mark	Additional Guidance
1	(b)	<p><b>G1</b> (contains <math>\alpha</math>-) glucose which is , a respiratory substrate / used in respiration ;</p> <p><b>G2</b> (glycogen) can be , broken down / hydrolysed / digested , by <u>enzymes</u> ;</p> <p><b>S1</b> polymer / polysaccharide / macromolecule / large molecule / long chains ;</p> <p><b>S2</b> insoluble ;</p> <p><b>S3</b> does not affect , <u>water potential</u> / <math>\Psi</math> ;</p> <p><b>C</b> (compact so) <u>energy</u> dense / large amount of <u>energy</u> in small volume ;</p> <p><b>B1</b> (also) 1-6 glycosidic bonds (at branches) ;</p> <p><b>B2</b> branched ;</p> <p><b>B3</b> multiple sites / greater surface area / AW , for , breakdown / (named) enzyme activity ;</p> <p><b>B4</b> <u>quickly</u> , broken down / glucose can be removed <u>quickly</u> ;</p> <p><b>A1</b> animals / feature of animal's lifestyle , require , rapid / AW , energy / ATP , release ;</p> <p><b>A2</b> animals have high(er) metabolic rate ;</p>	6	<p><b>G2 ACCEPT</b> (glycogen) phosphorylase / transferase / (<math>\alpha</math>1-6) glucosidase / amylase</p> <p><b>S1 IGNORE</b> many glucose monomers</p> <p><b>S3 IGNORE</b> refs to osmosis</p> <p><b>C ACCEPT</b> dense so can store a lot of energy</p> <p><b>C ACCEPT</b> space / mass , as AW for volume</p> <p><b>B4 IGNORE</b> easily</p> <p><b>B4 IGNORE</b> energy release for this marking point</p> <p><b>A1 ACCEPT</b> 'they' as AW for 'animal'</p> <p><b>A1</b> must be a direct statement related to an animal's lifestyle, e.g. exercise / muscle contraction / (animal) movement</p>
		<p><b>QWC – linking structure to function</b> 1 A mark and 1 B mark ;</p>		1

F212

Mark Scheme

June 2016

Question		Expected Answers	Mark	Additional Guidance
1	(c)	beta- / $\beta$ - / B / b , pleat(ed sheet) / fold ; hydrogen / H ; secondary ; subunits / chains ;  quaternary ;	5	<b>DO NOT CREDIT</b> H <sup>+</sup> / H <sub>2</sub> <b>ACCEPT</b> 2° <b>IGNORE</b> tertiary / fibrous  <b>ACCEPT</b> globins <b>IGNORE</b> strands / units / peptides  <b>ACCEPT</b> 4° <b>IGNORE</b> globular
<b>Total</b>			<b>[19]</b>	

F212

Mark Scheme

June 2016

Question		Expected Answers	Mark	Additional Guidance
2	(a)	tick in second box <div style="border: 1px solid black; display: inline-block; padding: 2px;">active and artificial</div> <div style="border: 1px solid black; display: inline-block; padding: 2px; margin-left: 5px;">✓</div> ;	1	<b>DO NOT CREDIT</b> if there is a tick in any other box
2	(b)	(i)		<b>ACCEPT</b> RNA / DNA , produced from viral RNA <b>DO NOT CREDIT</b> tRNA  <b>ACCEPT</b> RNA is , translated into / used as a template to produce , (viral) protein (or description) <b>ACCEPT</b> RNA codes for (viral) protein <b>DO NOT CREDIT</b> tRNA  <b>ACCEPT</b> as a standalone mark
		viral RNA , acts as , host cell / m , RNA ;  RNA , carries , code / sequence (for viral protein) ;  (to) ribosomes ;	2 max	



F212

Mark Scheme

June 2016

Question		Expected Answers	Mark	Additional Guidance												
2	(b) (ii)	<p>altered base sequence (of viral RNA) means , altered , primary structure / (sequence of) amino acids ;</p> <p>R-groups / disulphide bonds / hydrogen bonds / ionic bonds , interact differently ;</p> <p>tertiary structure is determined by , bonds / R-groups / secondary structure / primary structure / sequence of amino acids ;</p> <p>3-D shape is tertiary structure ;</p>	3 max	<p><b>ACCEPT</b> if a nucleotide (in RNA) is different the amino acid (in the protein) is different</p> <p><b>ACCEPT</b> changed as AW for interact differently</p> <p><b>ACCEPT</b> implication that 3D is tertiary structure</p>												
2	(b) (iii)	<p>money would be saved / education improved / fewer sick days / reduced spread (of virus) / good example of health practice / few teachers will have immunity (to current strain) ;</p>	1	<p><b>IGNORE</b> so they don't get the flu without further qualification</p> <p><b>IGNORE</b> because they are at risk of infection</p>												
2	(c)	<table border="1" style="margin-left: auto; margin-right: auto;"> <thead> <tr> <th></th> <th>primary response</th> <th>secondary response</th> <th></th> </tr> </thead> <tbody> <tr> <td>concentration of antibodies produced</td> <td>low(er)</td> <td>high(er)</td> <td>;</td> </tr> <tr> <td>duration of response</td> <td>short(er)</td> <td>long(er)</td> <td>;</td> </tr> </tbody> </table>		primary response	secondary response		concentration of antibodies produced	low(er)	high(er)	;	duration of response	short(er)	long(er)	;	2	<p><b>ACCEPT</b> unambiguous AW</p> <p><b>IGNORE</b> numbers</p> <p><b>ACCEPT</b> stated time periods where secondary response is longer than primary</p>
	primary response	secondary response														
concentration of antibodies produced	low(er)	high(er)	;													
duration of response	short(er)	long(er)	;													

Question		Expected Answers	Mark	Additional Guidance
2	(d)	helper cells , release , cytokines / interleukins <b>or</b> helper cells , activate / stimulate / AW , B cells ;  <b>or</b> helper cells , produce (T) memory cells ;  killer / cytotoxic , cells , secrete / release , toxic substances / hydrogen peroxide / H <sub>2</sub> O <sub>2</sub> / perforin <b>or</b> killer / cytotoxic , cells , kill / AW , infected cells ;  <b>or</b> killer cells , produce (T) memory cells ;  memory cells , allow a , secondary / faster , (immune) response ;  AVP ;	2 max	<b>CREDIT</b> cause B cells to , differentiate / proliferate <b>IGNORE</b> B memory cells <b>ACCEPT</b> involved in clonal selection  <b>AWARD</b> memory cells once only anywhere in the answer  <b>ACCEPT</b> lysins <b>IGNORE</b> enzymes  <b>IGNORE</b> kill / attack / enter , pathogens <b>ACCEPT</b> killer cells , target / attack , infected cells  <b>AWARD</b> memory cells once only anywhere in the answer  <b>AWARD</b> memory cells once only anywhere in the answer  <b>AWARD</b> 1 mark for suppressor cells / regulator cells , stop immune response
<b>Total</b>			<b>[11]</b>	

F212

Mark Scheme

June 2016

Question			Expected Answers	Mark	Additional Guidance
3	(a)	(i)	add / AW, biuret solution / biuret reagent / biuret mixture / NaOH and CuSO <sub>4</sub> ;  observe colour ;	2	<b>IGNORE</b> 'biuret' unqualified <b>DO NOT CREDIT</b> heat / warm / neutralise / put in water bath  <b>ACCEPT</b> see if it goes , lilac / purple / mauve / violet <b>DO NOT CREDIT</b> if incorrect colour change described <b>DO NOT CREDIT</b> precipitate
3	(a)	(ii)	(enzymes are) <u>globular</u> , proteins / polypeptide ;  hydrophilic / water soluble , (R-)groups on outside (of enzyme) ;	1 max	
3	(b)	(i)	concentration 1.4 ± 0.025 ;  0.35 ;	2	<b>ALLOW ECF</b> if stated concentration is not 1.4 (i.e. concentration x 250/1000)
3	(b)	(ii)	test more (known) , concentrations / solutions ;  between 1.0 and 2.0 / near 1.4 ;	2	<b>IGNORE</b> repeat  <b>IGNORE</b> bigger range of concentrations
3	(b)	(iii)	carry out Biuret test / test again ;  (using) no enzyme / no protein / (distilled) water ;  set colorimeter to zero ;	2 max	<b>DO NOT CREDIT</b> 'boiled enzyme' Measure absorbance of biuret solution alone = 2 marks

F212

Mark Scheme

June 2016

Question		Expected Answers		Mark	Additional Guidance
3	(c)	1	cofactors / coenzymes / prosthetic groups ;	5 max	<b>2 ACCEPT</b> prosthetic groups form part of the enzyme  <b>5 ACCEPT</b> affects , ionic / hydrogen , bonds in active site  <b>6 IGNORE</b> in context of prosthetic group  <b>7 ACCEPT</b> help the substrate bind to the active site <b>7 ACCEPT</b> make ESC formation easier  <b>8 ACCEPT</b> substrate as chemical <b>8 IGNORE</b> substance
		2	bind to , enzyme / active site / allosteric site ;		
		3	(cofactors / coenzymes , bind to enzyme) temporarily ;		
		4	change , shape / tertiary structure , of active site ;		
		5	affect charges on active site ;		
		6	bind to / interact with , substrate ;		
		7	increase (likelihood of) , substrate binding to active site / ESC formation ;		
		8	carry (named) chemical , between / to , (named) enzymes ;		
<b>Total</b>				<b>[14]</b>	

F212

Mark Scheme

June 2016

Question		Expected Answers	Mark	Additional Guidance
4	(a)	global warming ;  <i>example of consequence of climate change</i> mud has dried up / mud now <u>too</u> wet / flooding / disease / (new) herbivore / pest;	2	<b>ACCEPT</b> climate change <b>IGNORE</b> environmental change  <b>ACCEPT</b> (new) predator / <u>heavy</u> rainfall / drought <b>IGNORE</b> refs to temperature for this marking point <b>IGNORE</b> competition
4	(b)	(i)	(at the) level / number / range , of species ;  (at the level of) genetics / genes / gene pool / DNA ;  (at the level of) habitat / ecosystem ;	2 max  <b>ACCEPT</b> amount of species / species richness <b>IGNORE</b> species evenness  <b>ACCEPT</b> e.g. range of habitats <b>IGNORE</b> area / in a habitat
4	(b)	(ii)	plants are a source of (new) , medicines / drugs / treatments ;	1  <b>IGNORE</b> nutritional / health , benefits <b>IGNORE</b> antibiotics
4	(b)	(iii)	<i>Any three from:</i> <b>1</b> genetic variation / source of (named) useful genes ; <b>2</b> (used for) genetic engineering ; <b>3</b> (used for) selective breeding / breeding with , cultivated / crop / AW , varieties ; <b>4</b> variety might be useful in a changing climate ; <b>5</b> (habitat for) pollinators <b>6</b> (habitat for) agents of biological control ; <b>7</b> source of a new medicine for <u>livestock</u> ;	3 max  <b>1 ACCEPT</b> maintaining gene pool / genetic diversity  <b>2 ACCEPT</b> description of genetic engineering  <b>3 ACCEPT</b> cross as AW for breed  <b>4 ACCEPT</b> species as AW for variety <b>4 ACCEPT</b> examples of features useful in a different climate, e.g. drought resistance  <b>7 IGNORE</b> antibiotics

F212

Mark Scheme

June 2016

Question		Expected Answers	Mark	Additional Guidance
4	(c)	<p>1 grow / AW , (<i>N. thermarum</i>) in a range of (soil) water content ;</p> <p>2 leave for / over , same / stated , time ;</p> <p>3 measure height / count number of (viable) individuals;</p> <p>4 calculate mean (from the results) ;</p> <p>5 keep two other named variables constant ;</p>	4 max	<p>1 <b>IGNORE</b> in presence and absence of water 1 <b>ACCEPT</b> in context of , seed / cutting / plug etc</p> <p>2 <b>IGNORE</b> rate</p> <p>3 <b>ACCEPT</b> measure , (dry) mass / width / spread / number of leaves 3 <b>IGNORE</b> measure growth</p> <p>4 <b>ACCEPT</b> perform statistical test (on the results) 4 <b>IGNORE</b> average but <b>ACCEPT</b> mean average 4 <b>DO NOT CREDIT</b> if there are no measurements to process</p> <p>5 <b>ACCEPT</b> (soil) pH / mineral content / type / mass 5 <b>ACCEPT</b> temperature / CO<sub>2</sub> concentration / light intensity / light duration / light wavelength / number of seeds etc. (if they are being counted) / age / size (if they are being measured) 5 <b>IGNORE</b> humidity / health / nutrients / species / light availability / soil fertility</p>
4	(d)	(i)	<u>C</u> onvention on <u>I</u> nternational <u>T</u> rade in <u>E</u> ndangered <u>S</u> pecies / CITES ;	<p><b>ACCEPT</b> CITES acronym even if incorrect words are given <b>ACCEPT</b> cites / Cites <b>IGNORE</b> extra information that is not contradictory</p>
4	(d)	(ii)	Rio <u>C</u> onvention / (Rio) <u>C</u> onvention on <u>B</u> io(logical) <u>D</u> iversity ;	<p><b>IGNORE</b> extra information that is not contradictory</p>

F212

Mark Scheme

June 2016

Question		Expected Answers	Mark	Additional Guidance
4	(e)	<p>range of , values / intermediates ; quantitative ;</p> <p>influenced by environment ;</p> <p>influenced by more than two genes / polygenic ;</p>	3 max	<p><b>ACCEPT</b> no distinct , categories / groups</p> <p><b>ACCEPT</b> (sketch of) normal distribution / bell-shaped curve</p> <p><b>IGNORE</b> 'can be measured'</p> <p><b>ACCEPT</b> example, e.g. those with more access to nitrate could grow larger</p>
<b>Total</b>			<b>[17]</b>	

F212

Mark Scheme

June 2016

Question		Expected Answers	Mark	Additional Guidance
5		<p><b>C1</b> damage to / paralyses , cilia / ciliated epithelium ;</p> <p><b>C2</b> <u>over</u>-production of mucus by <u>goblet</u> cells ;</p> <p><b>C3</b> persistent / AW / smoker's , cough to , remove mucus / remove (trapped) pathogens / improve air-flow ;</p> <p><b>C4</b> an example of damage to airways ;</p> <p><b>B1</b> mucus , accumulates / not wafted by cilia ;</p> <p><b>B2</b> <u>chronic</u> bronchitis ;</p> <p><b>E1</b> phagocytes , release <u>elastase</u> / break down <u>elastin</u> ;</p> <p><b>E2</b> loss of alveolar , recoil / <u>elasticity</u> ;</p> <p><b>E3</b> emphysema / COPD ;</p> <p><b>E4</b> damage to alveoli reduces surface area (to volume ratio) for , gas exchange / O<sub>2</sub> uptake ;</p> <p><b>L1</b> causes <u>mutations</u> (in cells lining airways) ;</p> <p><b>L2</b> <u>uncontrolled</u> cell , division / multiplication ;</p> <p><b>L3</b> (lung) cancer / formation of tumour(s) ;</p>		<p><b>C1 IGNORE</b> cilia die / stick together <b>C1 ACCEPT</b> destroys cilia</p> <p><b>C2</b> Must contain the idea of more mucus than normal</p> <p><b>C3</b> Benefits of coughing must be clearly stated</p> <p><b>C4</b> forms scar tissue / increases wall thickness / reduces lumen diameter / inflammation / smooth muscle formation <b>C4 IGNORE</b> reference to alveoli for this marking point</p> <p><b>B1 &amp; C3</b> Repeated coughing to remove accumulated mucus = 2 marks</p> <p><b>E1 IGNORE</b> white blood cells <b>E1 ACCEPT</b> macrophages / monocytes / neutrophils</p> <p><b>E4 IGNORE</b> increased diffusion distance</p> <p><b>L1 ACCEPT</b> contains mutagens <b>L1 IGNORE</b> carcinogens</p> <p><b>L2 IGNORE</b> growth <b>L2 IGNORE</b> ref to speed of cell division</p> <p><b>L3 ACCEPT</b> formation of , mass / lump , of cells</p>
		<p><i>QWC – range of effects</i> Marks with 3 different letters have been awarded.</p>	8	<b>AWARD</b> e.g, if C1, B1 and L3 are awarded
<b>Total</b>			<b>[9]</b>	



F212

Mark Scheme

June 2016

Question			Expected Answers	Mark	Additional Guidance
6	(a)	(i)	fungi ;	1	
6	(a)	(ii)	(Do the cells have) <u>cellulose</u> cell walls / chloroplasts (?) ;	1	<b>DO NOT CREDIT</b> chlorophyll / autotrophic <b>IGNORE</b> vacuole
6	(a)	(iii)	(Do the cells have) a nucleus / (named) membrane bound organelles / 80S ribosomes(?) ; (Is the organism) multicellular (?) ;	1 max	<b>ACCEPT</b> Are the cells eukaryotic / is a cell wall absent / does it form a blastula / can it produce fertilised eggs(?) <b>IGNORE</b> all other responses
6	(b)	(i)	Q phylum / phyla R class S order T family ;;	2	If any answer is wrong <b>AWARD</b> max 1 if the other 3 taxa are correct If Q is wrong <b>AWARD</b> max 1 if all stated taxa are in the correct <b>consecutive</b> sequence <b>Q IGNORE</b> phylus
6	(b)	(ii)	1 eukaryotes / in eukaryote domain ; 2 (classified on the basis of) genetics / amino acid sequences ; 3 genetics / observable features / amino acid sequences , distinct from other , (eukaryotic) kingdoms ; 4 genetics / amino acid sequence , less similar to , protocists <b>or</b> genetics / amino acid sequence , more similar to , plants / fungi ;	3 max	<b>ACCEPT</b> 'genes / DNA / RNA / base sequences / proportion of bases' as AW for genetics  <b>4 IGNORE</b> observable features for this marking point <b>4 IGNORE</b> animals

F212

Mark Scheme

June 2016

Question			Expected Answers	Mark	Additional Guidance	
6	(b)	(iii)	1	<i>idea that 3 domains fits phylogeny better ;</i>	3 max	<b>1 ACCEPT</b> e.g. classifies species that are more closely related together / it is a better representation of the true relationship / reflects evolutionary history better <b>1 IGNORE</b> clearer <b>1 IGNORE</b> reference to common ancestors  <b>2 ACCEPT</b> there are fundamental similarities between the 4 eukaryotic kingdoms that are not shared with prokaryotes  <b>4 ACCEPT</b> 'there are good reasons why prokaryotes should be split' <b>4 ACCEPT</b> 'bacteria and archaea are more different than we thought'
			2	(there are) key / many / fundamental / important , differences between , bacteria / prokaryotes , <b>and</b> , eukaryotes / other (4) kingdoms ;		
			3	eukaryotes all have , nucleus / membrane-bound organelles / 80S ribosomes ;		
			4	(there are) key / many / fundamental / important , differences between bacteria and archaea ;		
			5	bacteria and archaea have different , cell membrane / flagella / (named) enzymes / transcription / DNA replication / RNA ;		
<b>Total</b>				<b>[11]</b>		

F212

Mark Scheme

June 2016

Question		Expected Answers	Mark	Additional Guidance
7	(a)	<p>1 central , C / carbon (atom) ;</p> <p>2 NH<sub>2</sub> / amine (group) ;</p> <p>3 COOH / carboxyl (group) opposite amine group ;</p> <p>4 CH<sub>3</sub> / methyl (group) , opposite , hydrogen / H ;</p>	4	<p><b>CREDIT</b> displayed formulae for groups throughout</p> <p><b>1 DO NOT CREDIT</b> if joined to another group by an incorrect bond</p> <p><b>2 ACCEPT</b> amino group / HNH</p> <p><b>3 ACCEPT</b> carboxylic (acid) group</p> <p><b>3 DO NOT CREDIT</b> if single bond drawn between C and O</p> <div style="text-align: center;"> <math display="block">\begin{array}{c} \text{H} \\   \\ \text{H}_2\text{N} - \text{C} - \text{COOH} \\   \\ \text{CH}_3 \end{array}</math> </div> <p style="text-align: right;"><b>= 4 marks</b></p> <p>If diagram is correct, <b>IGNORE</b> contradictory prose. If diagram is incorrect, <b>DO NOT AWARD</b> mark for correct prose</p>
7	(b)	(i)	2 max	<p><b>ACCEPT</b> converted to LDLs</p> <p><b>IGNORE</b> saturated fats contain LDLs</p>

F212

Mark Scheme

June 2016

Question			Expected Answers	Mark	Additional Guidance
7	(b)	(ii)	<p><b>1</b> (increased) deposition of , fat / lipid / cholesterol / LDL (in artery wall) ;</p> <p><b>2</b> in artery wall / <u>under</u> endothelium ;</p> <p><b>3</b> atherosclerosis / formation of atheroma ;</p> <p><b>4</b> narrowing / AW , of <u>lumen</u> of <u>coronary</u> artery ;</p> <p><b>5</b> reduced / restricted , blood flow ;</p> <p><b>6</b> less oxygen delivered to , cardiac / heart , <u>muscle</u> ;</p>	4 max	<p><b>1 ACCEPT</b> 'build up' as AW for deposit</p> <p><b>2 ACCEPT</b> under , epithelium / lining of artery wall</p> <p><b>3 ACCEPT</b> plaque formation <b>3 IGNORE</b> arterio- / arth-</p> <p><b>4 IGNORE</b> conary</p> <p><b>6 ACCEPT</b> myocardium gets less O<sub>2</sub></p>
7	(c)		enzyme / lipase , inhibitor ;	1	<b>ACCEPT</b> any description of competitive or non-competitive inhibition of enzyme
<b>Total</b>				<b>[11]</b>	

F212

Mark Scheme

June 2016

Question		Expected Answers		Mark	Additional Guidance
8	(a)		concentration ;	1	<b>IGNORE</b> volume / mass
8	(b)	1	breeding does not cause mutation ;	2 max	<b>1 DO NOT AWARD</b> if any incorrect science is associated with this statement, e.g. 'breeding doesn't cause mutations it just makes them more likely to happen.
		2	<i>Any <b>one</b> from:</i> mutation is , random / spontaneous / chance ;		
		3	mutation is , change / damage , to , DNA / base / nucleotide sequence ;		
		4	<u>inbreeding</u> reduces , gene pool / range of alleles / genetic variation / genetic diversity ;		
		5	<u>inbreeding</u> increases likelihood of individual possessing two (harmful) recessive alleles (of the same gene) ;		
8	(c)	1	high , Simpson's Index / biodiversity , means not likely to be , approved / built ;	2 max	<b>1 ACCEPT</b> 'will not be' as AW for 'not likely to be'  <b>2 IGNORE</b> habitat <b>2 ACCEPT</b> rare species might be affected  <b>3 ACCEPT</b> EIAs also assess (measures to minimise) impact <b>3 ACCEPT</b> the area might be an SSSI already
		2	<i>Any <b>one</b> from:</i> damage to <u>biodiversity</u> would be <u>great(er)</u> ;		
		3	<i>idea that</i> planning decisions are often based on factors other than biodiversity ;		

F212

Mark Scheme

June 2016

Question		Expected Answers		Mark	Additional Guidance
8	(d)	1	enzymes not denatured ;	3 max	<b>DO NOT CREDIT</b> if the answer states that the bacterium has been denatured  <b>3 DO NOT CREDIT</b> no kinetic energy  <b>4 DO NOT CREDIT</b> no collisions
		2	<i>Any two from</i> decay / food spoilage , is slow(er) ;		
		3	molecules / enzymes / substrates , have little / AW , kinetic energy / KE / $E_k$ ;		
		4	fewer collisions , between substrate and <u>active site</u> / forming ESC ;		
		5	(liquid) water availability reduced / AW ;		
<b>Total</b>				<b>[8]</b>	

APPENDIX 1 – this contains a generic mark scheme grid

### Mark Scheme Conventions

The following conventions appear in the Mark Scheme

1. Bracketed words. The words in brackets are there to ‘set the scene’ and indicate the context in which the answer is expected. They do not need to appear. Award the mark as long as the statement in the brackets is not contradicted.
2. Solidus /. A solidus indicates alternative ways that a mark might be gained for a given Mark Point.
3. Use of the comma in a mark point. This indicates that some information from either side of the comma or commas is needed. It is used in conjunction with the solidus.

In some cases the Guidance column may indicate examples of wording or terms that are acceptable (ACCEPT) or that should be ignored (IGNORE). In the case of IGNORE read on to see if something creditworthy appears later in the response.

4. Underlining.
  - solid underline. The word or part of word underlined is required but minor mis-spellings are acceptable as long as the word is phonetically the same
  - wavy underline. This indicates that whilst the word underlined is not precisely needed, alternative responses need to be closely related in meaning or be a clear description.
5. *idea of*. This is used as a prefix to marking points where there may be a fairly wide range of responses which cover the essence of the required response. This often requires examiner judgement. These often, but not exclusively, appear in questions such as those related to environmental or health issues.

**OCR (Oxford Cambridge and RSA Examinations)**  
1 Hills Road  
Cambridge  
CB1 2EU

**OCR Customer Contact Centre**

**Education and Learning**

Telephone: 01223 553998

Facsimile: 01223 552627

Email: [general.qualifications@ocr.org.uk](mailto:general.qualifications@ocr.org.uk)

[www.ocr.org.uk](http://www.ocr.org.uk)

For staff training purposes and as part of our quality assurance programme your call may be recorded or monitored

**Oxford Cambridge and RSA Examinations**  
is a Company Limited by Guarantee  
Registered in England  
Registered Office; 1 Hills Road, Cambridge, CB1 2EU  
Registered Company Number: 3484466  
OCR is an exempt Charity

**OCR (Oxford Cambridge and RSA Examinations)**  
Head office  
Telephone: 01223 552552  
Facsimile: 01223 552553

© OCR 2016

